
STEP-BY-STEP INSTRUCTIONS FOR ENDNOTE DOWNLOAD & INSTALLATION

RUTGERS UNIVERSITY LIBRARIES – HEALTH SCIENCES LIBRARIES

SEPTEMBER 7, 2018

GO TO ENDNOTE DOWNLOAD PAGE

- <https://www.libraries.rutgers.edu/endnote>

Make sure you uninstall the older version if you installed it previously before you download EndNote X9.

EndNote is a citation management tool. The University Libraries are now licensed to provide access to EndNote for all Rutgers affiliated students, faculty, and staff.

To download EndNote, please choose any of the following versions:

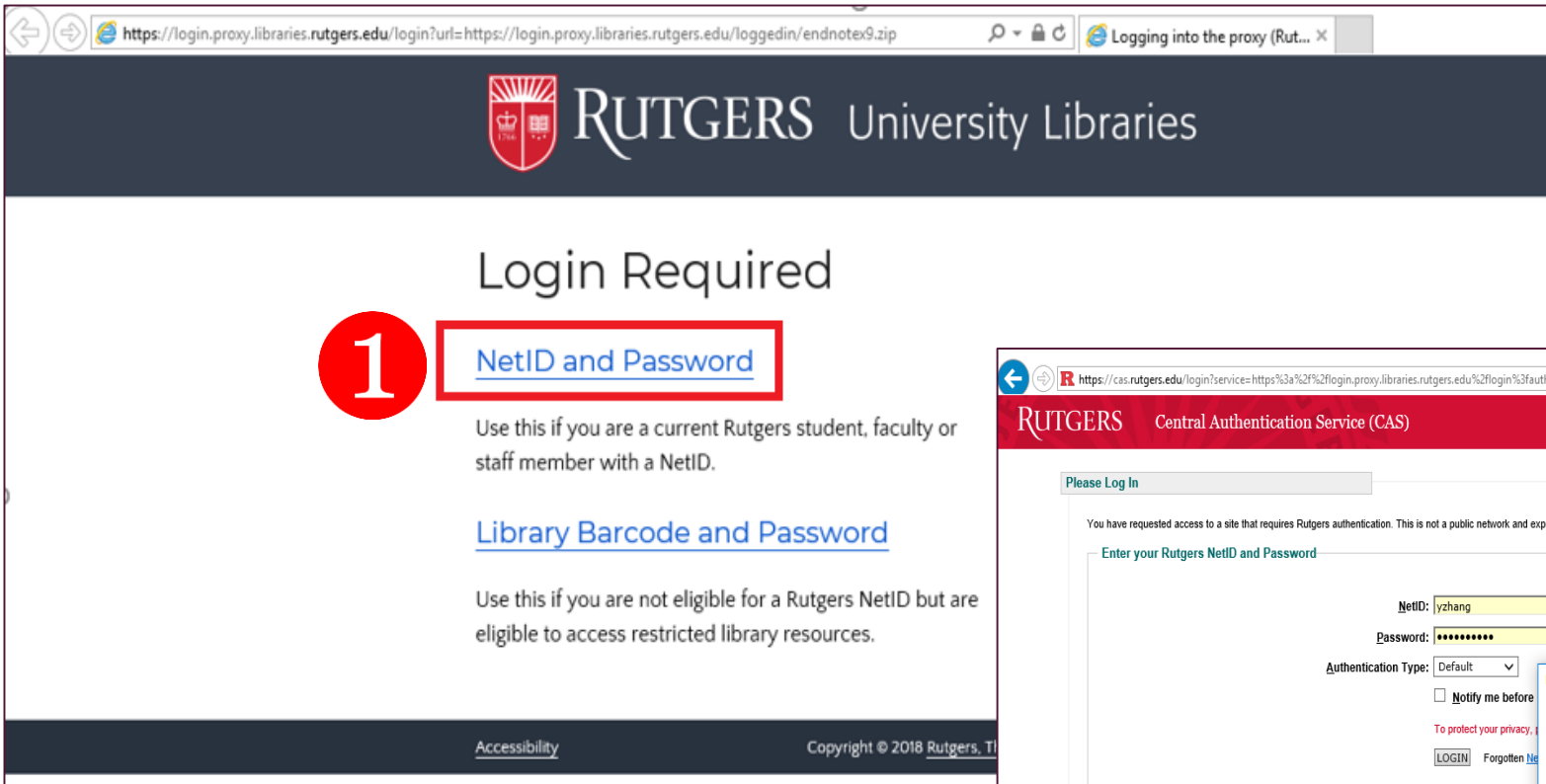
- EndNote X9 for Windows**
- EndNote X8 for Windows (A C)
- EndNote X7.7 for Windows

Go to the EndNote Download page at <https://www.libraries.rutgers.edu/endnote> and choose EndNote X9 for Windows to download the program.

EndNote X9 for Mac
EndNote X8 for Mac
EndNote X7.7 for Mac (Not compatible with Mac OS Sierra iOS 10.12).


To ensure successful download of EndNote, please make sure that:

LOG IN USING YOUR NETID TO DOWNLOAD AND SAVE



https://login.proxy.libraries.rutgers.edu/login?url=https://login.proxy.libraries.rutgers.edu/loggedin/endnotex9.zip

Logging into the proxy (Rut... x

 **RUTGERS** University Libraries

Login Required

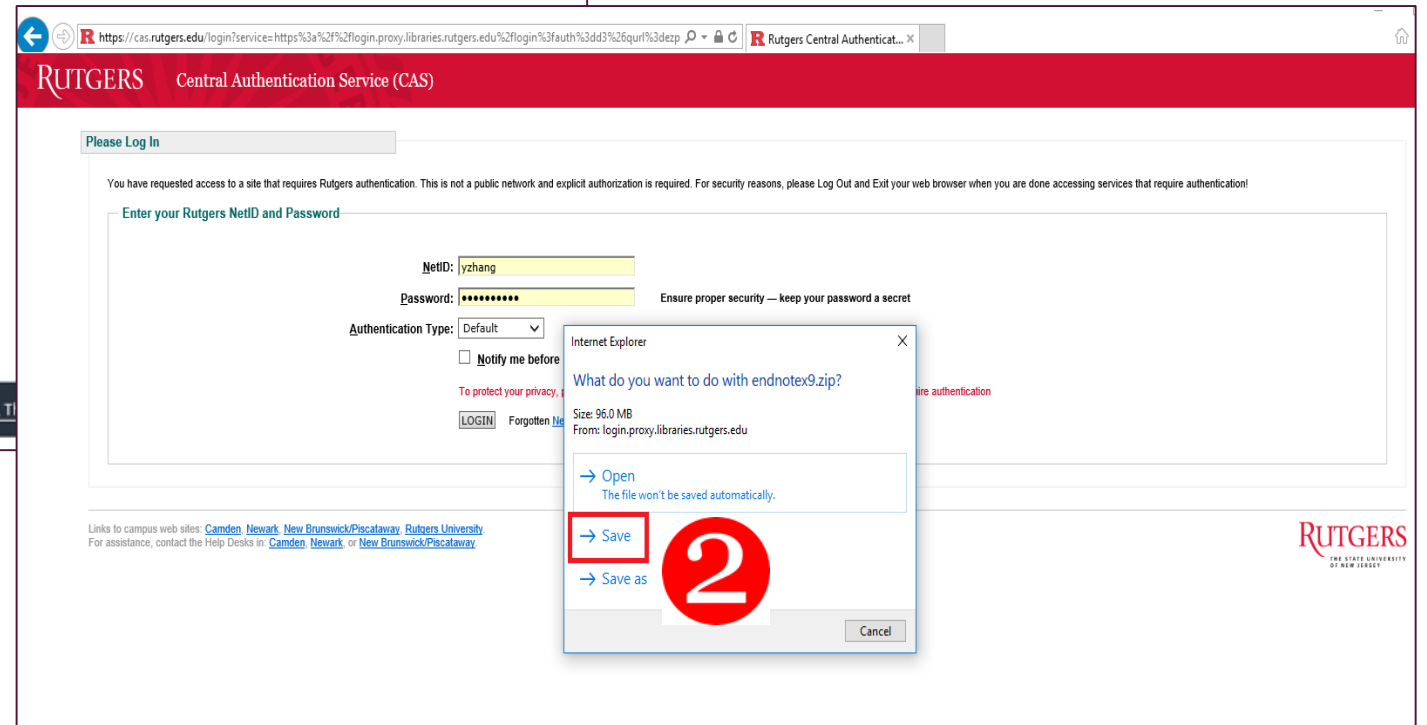
1 [NetID and Password](#)

Use this if you are a current Rutgers student, faculty or staff member with a NetID.

[Library Barcode and Password](#)

Use this if you are not eligible for a Rutgers NetID but are eligible to access restricted library resources.

[Accessibility](#) Copyright © 2018 Rutgers, T



https://cas.rutgers.edu/login?service=https%3a%2f%2flogin.proxy.libraries.rutgers.edu%2flogin%3fauth%3d%3d%26url%3d%3a%2f%2flogin.proxy.libraries.rutgers.edu/loggedin/endnotex9.zip

Rutgers Central Authentication...

RUTGERS Central Authentication Service (CAS)

Please Log In

You have requested access to a site that requires Rutgers authentication. This is not a public network and explicit authorization is required. For security reasons, please Log Out and Exit your web browser when you are done accessing services that require authentication!

Enter your Rutgers NetID and Password

NetID: lyzhang

Password: ***** Ensure proper security — keep your password a secret

Authentication Type: Default

Notify me before

To protect your privacy, we have obscured your password. [Click here to unobscure your password.](#)

[LOGIN](#) [Forgotten NetID](#)

Internet Explorer

What do you want to do with endnotex9.zip?

Size: 96.0 MB
From: login.proxy.libraries.rutgers.edu

→ Open
The file won't be saved automatically.


→ Save

→ Save as

Cancel

2

Links to campus web sites: [Camden](#) [Newark](#) [New Brunswick/Piscataway](#) [Rutgers University](#)
For assistance, contact the Help Desks in: [Camden](#) [Newark](#) or [New Brunswick/Piscataway](#)

 **RUTGERS**
THE STATE UNIVERSITY OF NEW JERSEY

EXTRACT THE ZIP FILE

The image shows two overlapping Windows File Explorer windows. The top window is in the 'Downloads' folder, with the file 'endnotex9' selected and highlighted by a red box and a red circle with the number '1'. The bottom window is in the 'Downloads > endnotex9' folder, showing the contents of the zip file: 'ENX9Inst' (Windows Installer Package, 98,347 KB) and 'License.dat' (1 KB). A context menu is open over the 'ENX9Inst' file, with the 'Extract All...' option highlighted by a red box and a red circle with the number '2'.

Name	Date	Type	Size	Tags
endnotex9	9/4/2018	Compressed Folder		
infants_attention_...	8/30/2018	Image		
infants' attention bi...	8/30/2018	Image		
image001	8/28/2018	Image		
Zhang Yingting 201...	8/24/2018	PDF Document		
MCTQ	8/23/2018	PDF Document		
Webex_Meeting	8/23/2018	Image		

Name	Type	Compressed size	Password ...
ENX9Inst	Windows Installer Package	98,347 KB	No
License.dat	Text Document	1 KB	No

PLACE THE EXTRACTED FILES IN A SEPARATE FOLDER

PC > Downloads > endnotex9 > EndnoteX9

Name	Type	Compressed size	Password ...	Size	Ratio	Date modified
ENX9Inst	Windows Installer Package	98,347 KB	No	101,289 KB	3%	9/4/2018 11:33 AM
License.dat	DAT File	1 KB	No	1 KB	56%	9/4/2018 11:49 AM

Extract Compressed (Zipped) Folders

Select a Destination and Extract Files

Files will be extracted to this folder:

C:\Users\yzhang\Downloads\endnotex9

Show extracted files when complete

Extract Compressed (Zipped) Folders

Select a Destination and Extract Files

Files will be extracted to this folder:

C:\Users\yzhang\Desktop

Show extracted files when complete

Choose a directory that is not the same as the one with the zip file.

Extract

Cancel

GO TO THE NEW FOLDER AND CLICK THE INSTALLER, THEN RUN

The image shows a Windows File Explorer window and a Security Warning dialog box. The File Explorer window is open to the Desktop, showing a folder named 'EndnoteX9' highlighted with a red box and a red circle containing the number '1'. The 'EndnoteX9' folder is expanded, showing two files: 'ENX9Inst' and 'License.dat'. The 'ENX9Inst' file is highlighted with a red box and a red circle containing the number '2'. The Security Warning dialog box is open, asking 'Do you want to run this file?'. The dialog box shows the file name 'C:\Users\yzhang\Desktop\EndnoteX9\ENX9Inst.msi', the publisher 'Clarivate Analytics (US) LLC', and the type 'Windows Installer Package'. The 'Run' button is highlighted with a red box and a red circle containing the number '3'. The 'Always ask before opening this file' checkbox is checked. At the bottom of the dialog box, there is a warning icon and the text: 'While files from the Internet can be useful, this file type can potentially harm your computer. Only run software from publishers you trust. [What's the risk?](#)'

Name	Date modified	Type	Size
ENX9Inst	9/4/2018 3:01 PM	Windows Installer ...	101,289 KB
License.dat	9/4/2018 3:01 PM	DAT File	1 KB

INSTALL THE ENDNOTE PROGRAM FOLLOWING THE STEPS

Welcome to EndNote X9

Thank you for choosing EndNote X9, the referencing software that lets you work smarter.

Smarter Teamwork

- * Share selected groups of references, manage team access, and track activity and changes

Smarter Insights - now powered by Web of Science

- * Track the impact of references with Citation Report
- * the best-fit journal for your papers with Manuscript Match

Smarter Workflow

- * Automatically create, format, and update bibliographies
- * the convenience of remote access online or on your computer
- * Build your bibliography with the latest reference types including blogs, multimedia, and social media
- * Ensure bibliographic accuracy with new refreshed styles and update references to key styles such as Chicago, ALA, and APA

< Back **Next >**

1

EndNote X9 License Agreement

This copy of EndNote X9 is provided under the following license:

Licensee:

Serial Number:

By clicking the "Next" button, you agree to the terms of the license agreement for this software.

Click "Cancel" button to quit this installation if you have not obtained permission to use, or you do not want to accept the license agreement for this software.

< Back **Accept >** Cancel

2

Read Me Information

EndNote X9 for Windows Read Me
Version X9.0
June 2018

CONTENTS:

- I. NEW FEATURES
- II. INSTALLATIONS
- III. CONTACT INFORMATION

I. NEW FEATURES

- * Manage team input by providing colleagues with either "write" or "read only" access to your library
- * Share a group or view the list of groups shared to you directly

< Back **Next >** Cancel

3

CONTINUE BY FOLLOWING THE STEPS

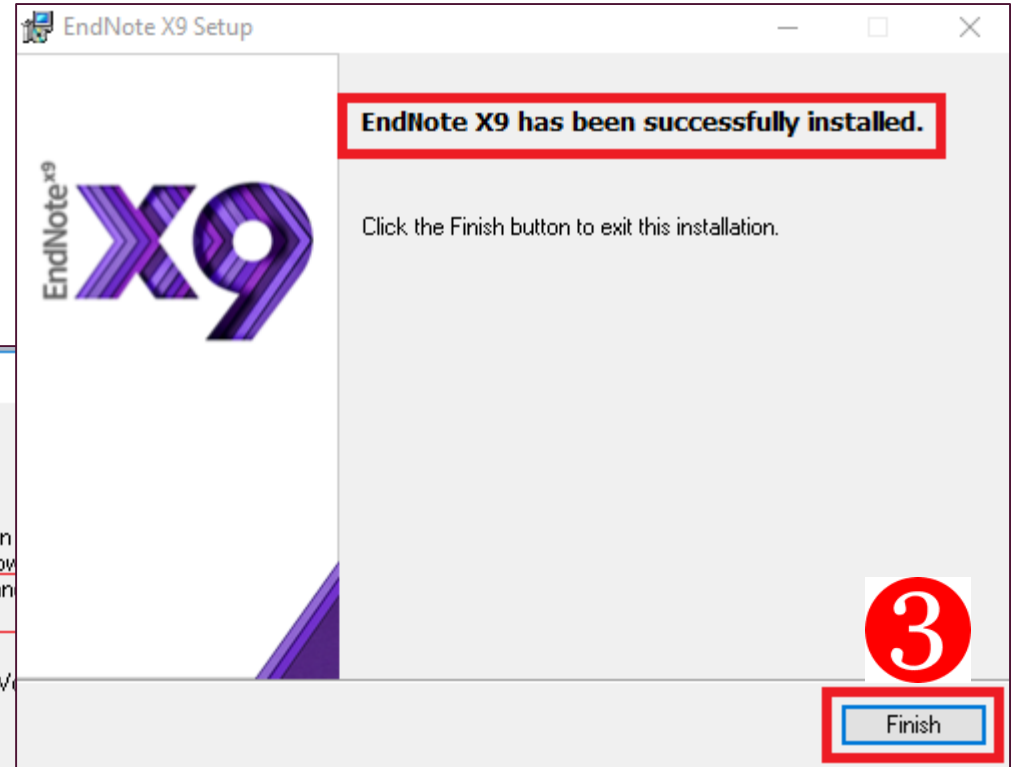
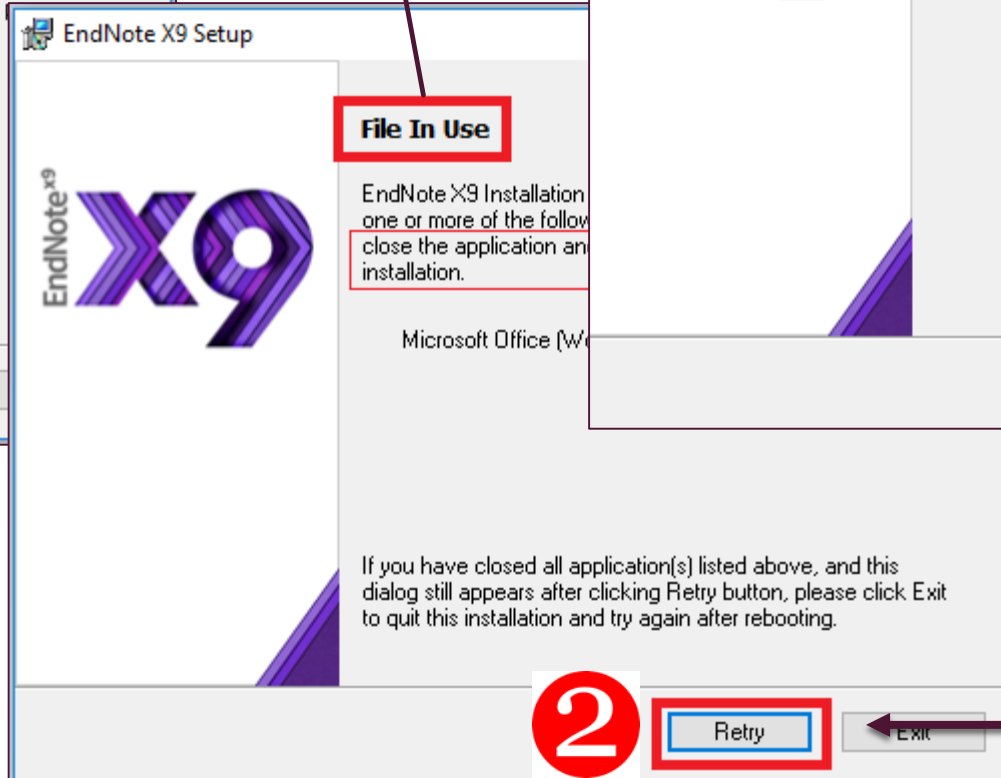
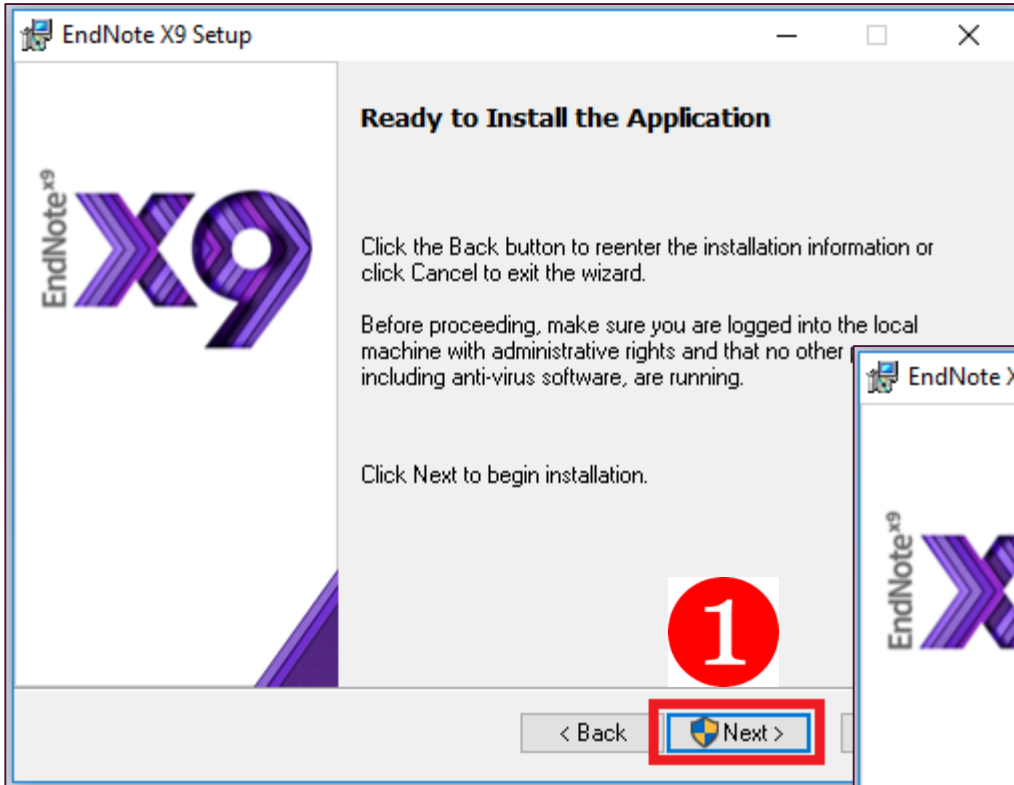
The image displays three overlapping screenshots of the EndNote X9 Setup wizard, illustrating the installation steps. Red circles with numbers 1, 2, 3, and 4 highlight specific elements in each screenshot.

- Step 1:** License Agreement screen. The "I accept the license agreement" radio button is selected and highlighted with a red box and a red circle containing the number 1.
- Step 2:** Select Installation type screen. The "Typical" radio button is selected and highlighted with a red box and a red circle containing the number 2. A callout box with the text "Choose Typical." and an arrow points to this button.
- Step 3:** Select Destination screen. The "Destination Folder" text box, containing "C:\Program Files (x86)\EndNote X9\", is highlighted with a red box and a red circle containing the number 3.
- Step 4:** Select Destination screen. The "Next >" button is highlighted with a red box and a red circle containing the number 4.

Each screenshot also shows the EndNote X9 logo and the "Next >" button, which is highlighted with a red box in the final screenshot.

COMPLETE INSTALLATION

Make sure all the other application files are closed before installing.



After closing Word and other application programs, click Retry to continue.

ENDNOTE IS NOW READY TO USE

The screenshot displays the EndNote X9 interface. The main window title is "MRI-CervicalVertebrae-Calcinosis-Age0to18". The left sidebar shows "My Library" with 16 references and "My Groups" including "Online Search" (Library of Congress, LISTA, PubMed, Web of Science) and "Find Full Text". The central search panel shows a search for "Author" containing "Year" and "Title" using "Contains" operators. Below the search panel is a table of search results.

Author	Year	Title	Journal	Last Updated	Rating	Reference Type
Ashraf, A.; Diehn...	2016	Infantile tumoral calcinosis of the cervical spine prese...	Clin Imaging	9/6/2018	• • • • •	Journal Article
Dengler, B. A.; Ji...	2014	Reabsorption of a calcified herniated nucleus pulposus ...	J Pediatr	9/6/2018		Journal Article
Feydy, A.; Liote, ...	2006	Cervical spine and crystal-associated diseases: imaging ...	Eur Radiol	9/6/2018		Journal Article
Gerlach, R.; Zim...	2001	Intervertebral disc calcification in childhood--a case re...	Acta Neurochir...	9/6/2018		Journal Article
Goel, A.; Desai, K...	2001	An unusual post-traumatic occipitocervical pseudomen...	Surg Neurol	9/6/2018		Journal Article
Herring, J. A.; He...	1988	Cervical disc calcification	J Pediatr Orthop	9/6/2018		Journal Article
Hoffman, A. I.; L...	1998	Intervertebral cervical disk calcification requiring oper...	AJR Am J Roen...	9/6/2018		Journal Article
Kim, H. R.; Ha, D...	2011	Acute symptomatic intervertebral disk calcification in ...	J Clin Rheumatol	9/6/2018		Journal Article
Lernout, C.; Haas...	2009	Pediatric intervertebral disk calcification in childhood: ...	Childs Nerv Syst	9/6/2018		Journal Article
Lester, J. W., Jr.; ...	1989	MR of childhood calcified herniated cervical disk with ...	AJNR Am J Ne...	9/6/2018		Journal Article
McCall, T. D.; Liu, ...	2006	Sporadic osteochondroma of the cervical spine. Case ill...	J Neurosurg	9/6/2018		Journal Article
Mellion, B. T.; La...	1993	Childhood intervertebral disc calcification	Childs Nerv Syst	9/6/2018		Journal Article
Messori, A.; Rych...	2002	Spinal epidural en-plaque meningioma with an unusual...	Neuroradiology	9/6/2018		Journal Article
Ohashi, K.; Yama...	1996	Idiopathic tumoral calcinosis involving the cervical spine	Skeletal Radiol	9/6/2018		Journal Article
Shrivastava, R. K...	2005	Surgical approaches to the craniocervical junction for t...	Clin Neurosurg	9/6/2018		Journal Article
Swischuk, L. E.; J...	2008	Calcific discitis in children: vertebral body involvement...	Emerg Radiol	9/6/2018		Journal Article

The right-hand pane shows the "Reference" tab with a preview area that states: "There are no PDFs attached to this reference."

IF YOU HAVE ANY QUESTIONS, PLEASE CONTACT YOUR
CAMPUS LIBRARIANS OR EMAIL TO
CITATIONMGR@LIBRARIES.RUTGERS.EDU FOR HELP.

THANK YOU!